



Skyhook RSL -
Taking safety to a new level.

Skyhook Reserve Static Line



the uninsured

RELATIVE WORKSHOP inc

SKYDIVING IS OUR PASSION, EXCELLENCE IS OUR GOAL.






What is it and what does it do?



While a normal RSL automatically pulls the reserve ripcord pin following a breakaway, the new RWS Skyhook RSL goes two steps further. It automatically releases the non-RSL riser in case the RSL riser was released prematurely (ensuring your reserve will not deploy with half your main still attached). The Skyhook then uses your departing malfunctioned main canopy as a super pilot chute to deploy your reserve canopy, taking about 1/2 second from breakaway to line stretch (reserve canopy out of the bag). This is 3 to 4 times faster than a pilot chute can do alone, and means that the average sport reserve can be open in 75 to 80 feet after breakaway. This puts the argument of which rig has the fastest reserve deployment to bed forever.

It has been asked if the Skyhook is like the device used on the Sorcerer BASE rig. Although there are similarities, the Sorcerer system is designed for an externally mounted RESERVE hand deployed system and lacks the automatic release features of the Skyhook making it unsuitable for use with internal spring-loaded pilot chute rigs.


The Skyhook sits inside your reserve container, on top of the #2 kicker flap, right under your reserve pilot chute. A small cover flap protects the SkyHook assemblage. If you disconnect the RSL, you also disconnect the SkyHook.

The SkyHook Lanyard is approximately six inches long, and branches off from the normal RSL lanyard. A specially designed metal "cam" to receive the loop is attached to your reserve freebag bridle, about five feet below the pilot chute.





Total Malfunction
(pictures 1 and 2)



Breakaway from a
Partial Malfunction

Main Total Malfunction

In the case of a total malfunction (your main is still in it's container when you pull your reserve), the reserve free bag bridle will automatically release itself from the SkyHook Lanyard after the pilot chute travels five feet away from the container. Whichever is traveling away from you faster - your cutaway main or your pilot chute - will control the deployment. In this case, the main isn't going anywhere, so the reserve pilot chute wins.

Breakaway from a Partial Malfunction

During a breakaway from a partial malfunction, the Skyhook RSL will pull your reserve pin and then lift your reserve canopy out of the container, getting it to line stretch in about half a second. Even though the Skyhook gets your reserve to line stretch faster than ever before possible, it does not make it open any harder.

Main Horseshoe Malfunction

In the event of a main horseshoe malfunction, the broken away main risers would start to deploy your reserve, but wouldn't finish the job because the main pilot chute was entangled with you somehow. When your main risers stop pulling, the reserve pilot chute takes over and deploys your reserve. The Skyhook may help you even in this situation, by assisting the reserve pilot chute out of the burble before it lets it go.

Spinning Malfunction

If you have a spinning malfunction, the danger of going unstable during reserve deployment and possibly entangling with your reserve is greatly reduced. So if your plan is to "get stable" again before pulling your reserve, the Skyhook system will get you under your reserve in 6 or 7 times less distance, because of the 400 to 500 feet you are going to fall getting stable before you even pull your reserve ripcord.



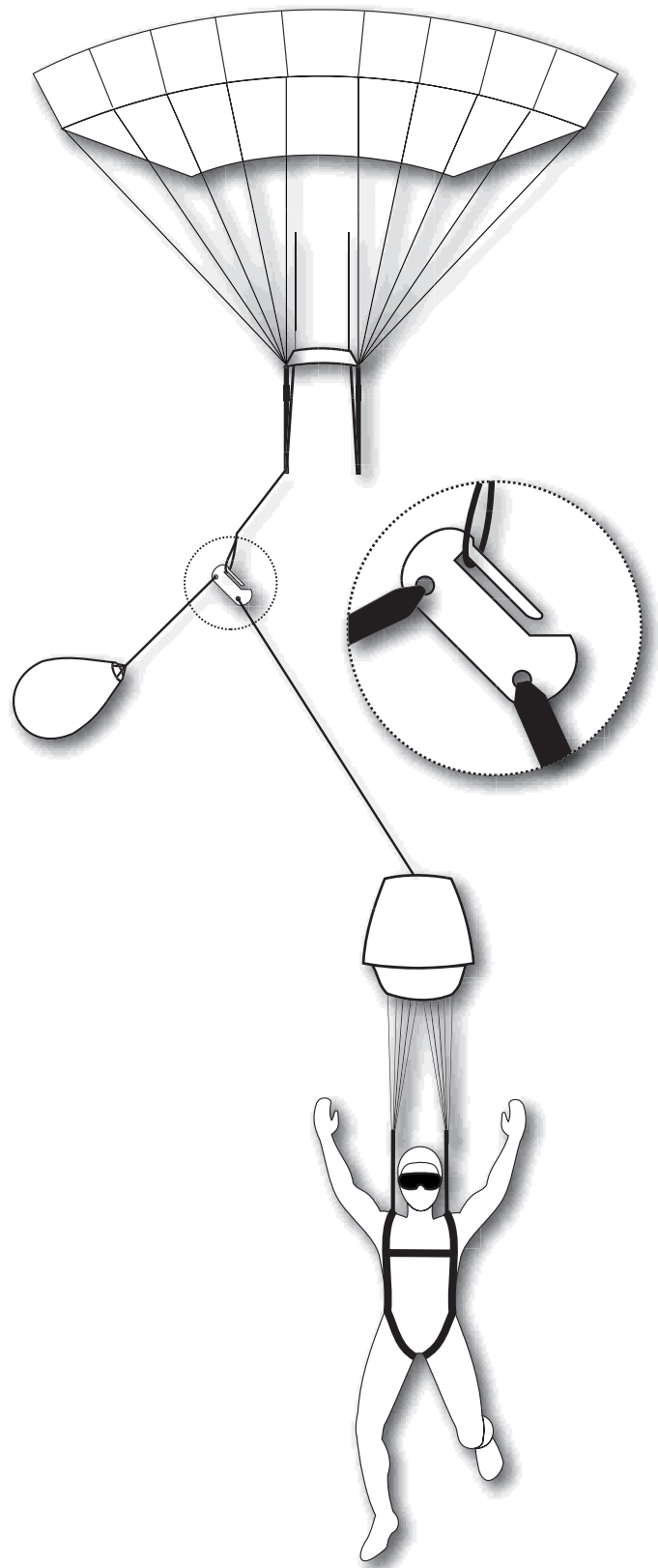


The Skyhook in Action



Elapsed Time: 0.5 seconds

In the last 10 years, 24 jumpers in the US alone, have died after breaking away and not pulling their reserves. Another 4 died after entangling with their deploying reserve. The Skyhook gets rid of all those arguments for not using an RSL, and actually gives you some very good reasons to use one. And remember, because the Skyhook is a part of your RSL system, it can be released at any time, before or during the jump, by simply pulling the little yellow tab.



the uninsured

RELATIVE
WORKSHOP, inc.

1645 Lexington Avenue Deland, Florida 32724-2106 USA
 rws@relativeworkshop.com www.relativeworkshop.com
 + 1 386 736 7589 phone + 1 386 734 7537 fax